

# **New Student Leader Resources**

April 2023

# Table of Contents

<b>STUDENT LEADER WELCOME AND OVERVIEW</b> .....	<b>3</b>
GSMSA Brief History .....	3
GSMSA and Club Leader Expectations .....	3
Showcasing the GSM Student Body .....	4
<b>FUNDING</b> .....	<b>5</b>
GSM Funding for MBA Programs—Tracking and Responsibility .....	5
How to Track Funding.....	6
The Big Ask .....	6
Funding for Smaller Club Events .....	6
GSM Funding Through Sponsorships & Fundraising .....	7
Involving GSM Alumni and Sponsors .....	7
Always Thank Sponsors, Alumni and Participants.....	8
Auction Donation Plan .....	8
<b>PLANNING EVENTS</b> .....	<b>9</b>
Conceptualize and Envision.....	9
Programming .....	9
Speakers .....	9
Logistics .....	9
Choosing a Date, Time, and Location for Your Event to Maximize Attendance .....	9
Risk Management Insurance for your Club Event .....	10
Securing a Venue on the UC Operated Campuses .....	10
Securing a Venue Off-Campus .....	10
Zoom Event .....	11
Audio Visual Needs On-Prem .....	11
Audio Visual Needs Zoom.....	11
Catering On-Prem.....	12
Alcohol Consumption On-Prem.....	12
<b>Invitations/RSVP</b> .....	<b>14</b>
Event Registration .....	14
Basic Template for Invitations .....	14
Guest Lists.....	15
<b>PROMOTION, MARKETING AND COMMUNICATION GUIDELINES</b> .....	<b>16</b>
Communications Channels .....	16
Blog Posts – What’s Trending Section of GSM site.....	16
Student Club Hub Website.....	16
Event Promotion: GSM Web Calendar.....	17
<b>Other Communications Channels</b> .....	<b>17</b>

Gallagher Hall Lobby Digital Board .....	17
Student Lounge Digital Boards .....	18
Social Media .....	18
Event Promotion: Social Media .....	18
<b>UC Davis GSM Brand.....</b>	<b>19</b>
GSM Marketing Toolbox .....	19
Canva Access.....	19
Logos.....	19
UC Davis Wordmark .....	19
GSM & GSM Affiliate Logos.....	19
UC Davis Name and Trademarks .....	20
Rules to Follow .....	20
<b>Marcom Quick Reference Guide .....</b>	<b>22</b>
<b>APPENDICES .....</b>	<b>23</b>
Appendix 1: There is a Method on How to Ask for Money.....	23
Appendix 2: Tips for Club Fundraising and Event Planning & Implementation (written by a former ASM President) .....	25
Appendix 3: Event Planning .....	29
Event Logistics and Planning Table .....	31
Appendix 4: Staff Resources Contacts.....	42
<b>STUDENT AFFAIRS .....</b>	<b>42</b>
<b>MARKETING &amp; COMMUNICATION.....</b>	<b>43</b>
<b>EXTERNAL RELATIONS &amp; DEVELOPMENT .....</b>	<b>43</b>
<b>ALUMNI RELATIONS &amp; NETWORK STRATEGY.....</b>	<b>44</b>
<b>BUSINESS OFFICE .....</b>	<b>45</b>
<b>SACRAMENTO AND BAY AREA FACILITY OPERATIONS .....</b>	<b>45</b>

## STUDENT LEADER WELCOME AND OVERVIEW

The GSM staff and Deans welcome you to the GSMSA and DSAC (Business Analytics). Congratulations on becoming GSMSA, DSAC and club leaders and thank you for your service. We look forward to seeing you grow as leaders and partnering with you in your leadership endeavors.

### GSMSA Brief History

The GSMSA was established during the 2017-2018 school year to provide student governments at each program location with better opportunities for collaboration and information sharing across programs.

### GSMSA and Club Leader Expectations

The GSMSA, DSAC and club leaders represent the Graduate School of Management and the UC Davis community. This includes GSM Students, Staff, Faculty and other *stake holders* including Alumni, Donors and GSM friends. As student leaders you are also **stewards** of the GSMSA and club resources. It is expected that these resources are cared for and passed-on to the next generation of leaders. In this capacity, it is expected that each individual leader will embody the following characteristics:

- 1.) Integrity
- 2.) Transparency
- 3.) Follow-through
- 4.) Honesty

We also expect all GSMSA leaders to be familiar with the four Collaborative Leadership Pillars. Please review them [here](#):



It is important to be the best that you can be and represent each other and the GSM community well currently and into the future. Each of you have a personal brand that reflects the GSM community.

## **Showcasing the GSM Student Body**

The GSM student body is a vibrant and dynamic community. One way to showcase these characteristics is through student club social events.

Therefore, the *New Student Leader Handbook* is a guide for GSMSA and DSAC members and club leaders who are planning social events and managing finances for each location (for timetable, event planning templates and a list of staff members, please see Appendix 3 and 4 at the end of this document).

## FUNDING

The GSMSA at each campus is provided funding by the GSM Administration through the *Big Ask* process. The funds that are awarded will be used to deliver social events to the ASM community.

The Associated Students of Management (also a member of the GSMSA) is the leadership body that has the 501c3 designation and is ultimately responsible for reporting how the funding is utilized at each location. As of 2022 each program has their own bank account. However, it is the Associated Students of Management's (ASM) responsibility to track the funding at each location and report that information back to the GSM administration.

All *Big Ask* funding requests for the following year will be submitted to the GSM administration no later than the end of July, previous to the year the events will take place. For instance, if planning events for the 2023-2024 school year, then the funding requests must be submitted by the end of July 2023.

Traditionally *Big Ask* supports major social events like the Signature Events, GSM Olympics and events specified by the GSMSA. Other events, like club events, workshops, and speaker series may be funded through club dues or by donation. **Note:** In recent years, the ASM has included *Diwali* and *Lunar New Year* in their Big Ask request.

Once funding is requested, the planning can commence!

### **GSM Funding for MBA Programs—Tracking and Responsibility**

Yearly funding for student-organized events is requested from the GSM and is distributed to the Full-Time ASM with a recommendation about how the funding should be divided. At that point, the ASM may distribute the funding to Sac GSMSA, Bay Area GSMSA and Online GSMSA. Funds are obtained when students submit their financial requests to the Sr. Assistant Dean of Student Affairs, [Amy Russell](#) and Sr. Director of Student and Academic Services, [Inger Maher](#), otherwise known as, ***The Big Ask***.

Full-Time ASM, Sac GSMSA, Bay GSMSA and Online GSMSA are responsible for budgeting individual accounts and tracking all expenditures. This information is submitted to the **Director of Finance of the ASM** to be included into an end of the year reporting.

## How to Track Funding

In accepting funds from the GSM, each program agrees to provide the following:

- An end of the year Financial Report that is submitted by the ASM Director of Finance in **June**. This report will include all MBA (and MPAC) Programming Expenditures, Incomes, Balances, and Detailed Budget. In addition, the ASM Director of Finance will submit all their tax reporting documents.
- Once the end of the year report is submitted, then each program should request funding, *The Big Ask*, for the following year in July. It takes about 2-6 weeks for the decision to be made and the money will go to the ASM.
- The ASM Director of Finance will then distribute the money to the other programs according to the GSM's recommendation.

## The Big Ask

Each leadership organization from the MBA programs that request event funding will submit a budget for the following year given the events they plan to execute.

### *Fund Targeting and Allocations*

Big Ask funds are for targeted support of the following events and activities:

- GSM Olympics
- UCD All-Stars
- The Big Party
- Capital Connections
- Other Programming (determined by the individual leadership organizations and could include Diwali, Lunar New Year, Picnic Day):

During the 2018-2019 the GSM increased the *Big Ask* budget by 21%.

During the 2021-2022 year the GSM increased the budget by 27%.

### **Funding for Smaller Club Events**

Each club may request funding through the leadership organization for their specific program, Full-Time ASM, Sacramento GSMSA, Bay GSMSA, GAC GSMSA, and San Francisco DSAC. Examples of these events include a Halloween Party, Friendsgiving, club events, workshops, and other professional forums.

## GSM Funding Through Sponsorships & Fundraising

For University purposes, fundraising is defined as “any activity in which money is collected on campus.” Even if all you wish to do is break even or recover costs, your activity will be considered **fundraising** (see *Appendix 1 at the end of this document for fundraising methods*).

Prior to doing any fundraising for a **501c3**, please contact [development@gsm.ucdavis.edu](mailto:development@gsm.ucdavis.edu) to discuss your ideas at least **12 weeks prior to your** event.

Contacting the GSM Development Unit first will ensure a streamlined process for fundraising and contacting alumni.

We recommend that you create a **sponsorship packet** that includes giving levels. Avoid offering “incentives” that have what is considered “Fair Market Value” i.e. offering free “stuff” or tickets (unless they are free) in exchange for a donation/sponsorship. This complicates the process. Try to stick to the main benefit of marketing exposure and access to top tier student talent.

### Involving GSM Alumni and Sponsors

- The Development team and the Alumni Relations Director meet regularly with GSM alumni and GSM business partners to learn more about them, their time at the GSM, and to update them on the School. The Alumni Relations Director asks alumni how they would like to engage with the school through volunteering, attending events, helping place students in positions, referring prospective students to the GSM and giving back philanthropically. This is an opportunity for the Alumni Director to share information regarding your event including speaker and sponsorship opportunities for Alumni.
  - You have the GSM Alumni team as a resource:
    - Monthly alumni e-news, *Accelerator*
    - GSM Alumni Directory
    - Assistance with evite (sending to appropriate segments of alumni, based on location, event topic/relevance, etc.)
    - Opportunities to attend alumni association board meetings (held 3x year) and promote your event
  - You have the GSM Development team as a resource:
    - FAQ for Fundraising resources/policy
    - Fundraising ideas to make your events more interactive
    - Assistance with evite (sending to appropriate segments of GSM affiliates)



## Always Thank Sponsors, Alumni and Participants

Thank sponsors and alumni both verbally and in writing. Thank any alumni who donated their time and energy to help.

It's important to remember **that your actions reflect the GSM community**. If alumni feel that their efforts are not appreciated, their willingness to participate in future events may diminish. If the alumnus speaks at a student event or helps in a major way, provide them with a gift or small token of appreciation. Small items may be purchased from the UC Davis bookstore for this purpose. You may also email [development@gsm.ucdavis.edu](mailto:development@gsm.ucdavis.edu) to see if there are swag items available.

## Auction Donation Plan

To create a fun event, some clubs incorporate auctions. They create a team of students charged with contacting specific businesses, alumni, and GSM business partners to ask for donated items, events or experiences that could be used as auction items. This is considered a fundraising endeavor and should be reviewed by the GSM Development Unit.

## PLANNING EVENTS

### Conceptualize and Envision

- Who is on the event planning team? Assign tasks:
  - Programming
  - Logistics (venue, AV, food and drink, virtual)
  - Finding speakers
  - Funding
  - Invitations/RSVP
  - Promotion and Marketing
- What is the purpose or objective of the event?
- Will there be a theme?
- What is the programming (speakers, activities, etc.)?
- Who will attend this event?
- Who will be in charge of promotion and marketing, reserving the venue and other logistics, and organizing your team to obtain sponsors?
- Who will sponsor the event?

### Programming

Think about the objective or purpose and decide what kind of programming would be best to achieve event objectives: a keynote speaker, a panel, a workshop, a reception, an auction, virtual or a combination of in-person and virtual. Do you know people who can deliver content for your event? Contact them **early!**

### Speakers

If interested in inviting GSM alumni to speak at the event or participate in any way, contact Christopher Marshall, Alumni Director, at least 12 weeks prior to your event. Christopher can help in researching potential alumni connections and match your event to specific alumni. If you recruit alumni independently, please let Christopher know so he can quantify engagement for the school.

If you are interested in networking with GSM donors or business partners, please email our Development Team.

### Logistics

#### Choosing a Date, Time, and Location for Your Event to Maximize Attendance

Remember to consider the following:

- Class schedules (review EMS bookings)
- Other events/activities (workshops, IMP schedules, finals), check GSM Events Web Calendar
- Holidays, including religious holidays. See [UC Davis Multicultural calendar](#).
- Scheduling Conflicts and Scheduling Complements (for instance, when are most people available in one location. Are there other events happening at the same

time? Are there any events that you can piggy-back?)

- Venue and speaker availability

### Risk Management Insurance for your Club Event

Off-campus ASM or GSMSA events are not covered by campus insurance. In many cases the contracted venue will offer event insurance or will suggest insurance vendors.

### Securing a Venue on the UC Operated Campuses

All GSM facilities may be utilized for student events free of charge.

*Events in Gallagher Hall (Full-Time Program Facility) or Bishop Ranch Facilities (Bay Area Program Facility)*

Utilize the [Event Management System \(EMS\)](#) to secure a space. Work with your program manager first, about reserving a space.

- Gallagher Hall contact:  
Full-Time Assistant Director and Program Manager, [Jacqueline Romo](#).
- Bishop Ranch contacts:  
Bay Area MBA Program Manager, [Amandip Singh](#) (aasing@ucdavis.edu)  
  
Bay Area MBA Instructional Operations Manager, [Sergio Esquerre](#) (sdesquerre@ucdavis.edu) about this reservation.

### *UC Davis Medical Center (Sacramento Campus)*

Reserving a space at the UC Davis Medical Center, contact the Interim Sacramento MBA Program Manager, Jacqueline Romo or Inger Maher and the Sacramento MBA Instructional Operations Manager, [Dedan Sims](#) .

### *UC Hastings (San Francisco)-MSBA*

Reserving a space at the UC Hastings facility, contact the Associate Director for the Master of Science in Business Analytics, [Rachel Bandelaria](#) or the Admissions and Operations Specialist, Camille Mack, [msba.admissions@gsm.ucdavis.edu](mailto:msba.admissions@gsm.ucdavis.edu).

### *UC Davis*

Reserving a space at a UC Davis main campus venue, go to [Conference and Event Services](#).

UC Davis venues may be rented by student organizations at a cost. The rental costs for campus venues are [here](#) under “Rental Rates for Facilities”.

### Securing a Venue Off-Campus

Each club or student group is responsible for identifying a non-UC Davis space that

would be appropriate for their event needs. Individuals will sign a contract on their own.

Work with the event planner for the venue and ensure that the club has an **official contract** with the venue.

- Contact your program managers for help with identifying off campus venues for your event.
- For more information on contracts, contact the Assistant Director of Administration and Human Resources, [Michele Goodman](#) (mlgoodman@ucdavis.edu).

### Zoom Event

For virtual events that will be longer than 45 minutes or require up to 300 participants, it is important to secure a licensed zoom account. All UC Davis students have a licensed zoom account at no cost. [Here](#) is more information regarding the UCD licensed zoom account.

### Audio Visual Needs On-Prem

Consider your presenters' AV needs so you and the venue know how to set-up. If hosting an event in any of the GSM spaces, work with your program manager to develop audio visual solutions.

- PowerPoint
- Video
- Video Conferencing
- Internet Access / Wireless Account Access (google docs etc)
- Room capacity for power outlets (for laptops)
- Screen
- Projector
- Microphone
- Laptop Computer

### Audio Visual Needs Zoom

Consider your presenter's needs and how you want the audience to participate in the virtual event. Organize a production team well in advance of the event and assign tasks to each member like, managing the waiting room, chat feature, the presentation, videos, the annotation tool, and the live question and answer sessions. This team during the event will be the "backstage team".

Don't forget to schedule a pre-production rehearsal at least a week in advance of your zoom event so you have time to fix any issues ahead of time.

## Catering On-Prem

If your event is on campus and your club is not self-catering, you must use the Official UCD Caterer *Olive and Vine*. If the event is off campus, then hire a caterer of your choice, but be mindful of any venue restrictions.

You may order food from an off-campus restaurant with the understanding they may only deliver and go. The club members will be responsible for set-up, clean-up, and serving.

## Alcohol Consumption On-Prem

California law states that persons under 21 years of age may not be furnished, served, or given alcoholic beverages. Checking identification for proof of legal age is required unless the group is limited to persons at least 21 years of age. When you plan your events, non-alcoholic beverages and food must be provided or available during the entire period alcohol is served.

It is illegal to drive after consuming excessive amounts of alcohol in any form. If you know that you and your guests will have to drive after consuming alcohol, limit your consumption to no more than one drink an hour. Have someone available who will not drink alcohol and will be a designated driver. For events on campus, you can call Aggie Host or Safe Rides Services at (530) 752-2677. More information please see the [California Driver Handbook](#) , Section 12: Alcohol and Drugs.

### *Alcohol Service on UC Davis Campus*

You must fill out alcohol permit from CEVS website a month before your event if you plan to serve alcohol. See the [Guidelines](#).

See Also: [Online permit](#). [Permit flow-chart](#)

### *Alcohol Consumption Restrictions*

- ✓ Events with alcohol must begin after 5 p.m. M-F
- ✓ During the one hour lunch time weekdays 12-1 p.m.
- ✓ Afternoon on Saturday, Sunday, and holidays
- ✓ Alcohol service must not exceed 4 hours and 1 drink/person/hour. Assume only 70% people will drink alcohol
- ✓ Non-alcoholic drinks & food must be available at events where alcohol will be served
- ✓ If on the UC Davis main campus, again you can arrange for Aggie Host Security Service to escort attendees to their cars at night by going to the website [here](#) They also provide special services for events. Call them at **(530)-752- 2677**. You should set this up at least 3 weeks prior to event.
- ✓ The program manager at the location will sign-off on the alcohol permits.


For additional assistance regarding *catering*, *venue reservation* and *obtaining an alcohol permit*, contact your program manager or [Charla Kordana](#) (cjkordana@ucdavis.edu).

## Invitations/RSVP

### Event Registration

For online event registration portals, the GSM uses Eventbrite, Ticket Tailor, Brown Paper Tickets, Google Forms, Qualtrics, and Aventri. Use Aventri or Ticket Tailor if you plan to collect money for your event. If you plan to **not collect money**, then you can use any of the other tools. If you have any questions regarding these tools, contact your program manager.

### Basic Template for Invitations *Eventbrite*

Description	 <p>oct 27 <b>Dean's Reception in Southern California</b> by UC Davis Graduate School of Management Free <a href="#">REGISTER</a></p> <p><b>DESCRIPTION</b> Dean H. Rao Unnava invites you to join us for a premier Dean's Reception in Southern California. Meet with Dean Unnava, Senior Assistant Dean Jim Stevens, Senior Director of Admissions Kathy O'Leed and Senior Director of Career Development Chris Dito on Thursday, October 27. Reconnect with your local Southern California GSM colleagues while helping admissions build the next class of MBAs. Dean Unnava joined the Graduate School of Management in June following 32 years at The Ohio State University's Fisher College of Business, where he earned his Ph.D. and most recently served as the W. Arthur Gullman professor of marketing. Learn more at: <a href="http://gsm.ucdavis.edu/faculty/h-rao-unnava">http://gsm.ucdavis.edu/faculty/h-rao-unnava</a> Drinks and appetizers provided. Please feel free to invite a guest. RSVP requested by October 19.</p> <p><b>DATE AND TIME</b> Thu, October 27, 2016 6:00 PM - 8:00 PM PDT <a href="#">Add to Calendar</a></p> <p><b>LOCATION</b> Omni Los Angeles Hotel at California Plaza 251 S Olive St Crocker Room Los Angeles, CA 90012 <a href="#">View Map</a></p> <p><b>FRIENDS WHO ARE GOING</b> <a href="#">Connect to Facebook</a></p> <p><b>Details</b> 6:00 p.m. - 6:30 p.m.: Exclusive reception for alumni to meet with Dean Unnava and GSM Senior Leadership 6:30 p.m. - 8:00 p.m.: Reception with Prospective Students and GSM Leadership</p>
Logistical Details	
Food Served	
Date and Time	
Location	

### *MailChimp Invitation*

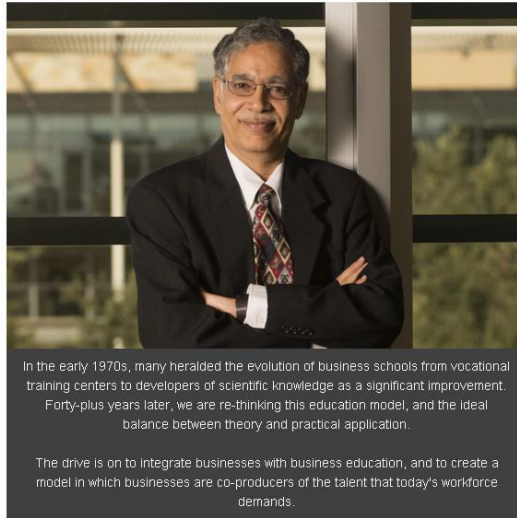
MailChimp is the school's main mass email platform of choice. We maintain all contact lists and opt-in/opt-outs through our main GSM MailChimp account.

If you plan an event and would like to reach segments of the GSM community (internal or external) with media-rich evites using our branded templates, please contact and consult with [Executive Director of Marketing and Communications Tim Akin](#). He will consult internally on the event topic, the cadence/schedule of emails already in our queue and the best channels to reach audiences.

Join us for an exclusive Business Partner Networking Luncheon and meet

**Dean H. Rao Unnava**

and hear how he plans to better integrate business school education with the business community



Thank you to GSM Business Partner and Luncheon Sponsor

## Guest Lists

When considering a guest list, the following groups are maintained in MailChimp: current students from all six programs (Full-Time MBA, Sacramento MBA, Bay Area MBA, Online MBA, MPAc and MSBA), faculty, staff, alumni (all or by specific geographics), donors, business partners and friends of the School.

To reach out to GSM alumni, including the GSM Alumni Board, via email or other means, please contact Christopher Marshall with plenty of leadtime.



## PROMOTION, MARKETING AND COMMUNICATION GUIDELINES

Our [Marketing and Communications team](#) looks forward to collaborating with you on promoting your events, activities and noteworthy accomplishments to share with the GSM community--and beyond.

Your help and cooperation are also essential to continue to strengthen the School's brand and reputation. Your first-person voice and perspective are instrumental to share with prospective students considering our degree programs.

Your blogs, video, photos, testimonials, and other content contributions are the cornerstone of our marketing outreach efforts to attract the best and brightest students to UC Davis—your future classmates and alumni.

### Communications Channels

#### Blog Posts – What's Trending Section of GSM site

We encourage a cross section of voices from our diverse community to blog about your experiences. We offer support with topics, editing, proofing to make blogging both fun and valuable for both you and the GSM. Over the past 2.5 years we've published 500+ article and blogs in our [What's Trending section](#) of the site, the vast majority contributed by students, alumni, faculty, executives and others in our community.

If you are interested in contributing a blog, please reach out to your program manager or contact Content Marketing Specialist [Espy Foft](#).

- [Tips on Writing a Blog Post](#)
- [Blogger profile](#)

#### Student Club Hub Website

Each student club is responsible for to keep their respective pages up to date on the [GSM Student Club Hub](#). We ask that each club representative work with their program's student leadership organization (e.g., GSMSA-Full-Time, GSMSA-Sacramento, GSMSA-Bay Area, GSMSA-Online, GSMSA-MPac, DSAC) in coordinating updates to the website.

You are responsible for content clarity, correctness, grammar, spelling, usage, accessibility, conformity with the Associated Press Stylebook and conformity with university naming conventions and branding, according to the [UC Davis GSM Editorial Guide](#).

Student leaders should submit ALL club updates to [marcom@gsm.ucdavis.edu](mailto:marcom@gsm.ucdavis.edu). Bios and headshots can be shared via google drive or a Word document. Student composite photos are preferred for consistency.

## Event Promotion: GSM Web Calendar

The first step in promotion is to ensure that your event is showcased on the [GSM Website Calendar](#). Any current student can submit an upcoming event, but we encourage you to coordinate with others involved so as to not submit duplicate events.

If you have an upcoming event for current students, prospective students, alumni, staff or faculty please complete the [Event Submission Form](#) **at least 2 weeks in advance** of the event. The marcomm team will then publish the event to the GSM calendar within 2 business days.

If you'd like to include an image with your calendar item, please adhere to the following guidelines:

- **Image dimensions:** 640x580px
- **Resolution:** 72 DPI
- **File type:** .jpg or .png
- **File size:** File must not exceed 2MB
- **Accessibility requirement:** Do not include text on the image
- **Brand standards:** Image must adhere to UC Davis brand standards – please do not submit a PDF/Flyer of the event.

While we can't support requests to create original graphics, we do offer access to Canva, a cloud-based graphic design tool that provides UC Davis GSM approved templates to help you design graphics and flyers. Please contact [marcom@gsm.ucdavis.edu](mailto:marcom@gsm.ucdavis.edu) for access.

## Other Communications Channels

### [Gallagher Hall Lobby Digital Board](#)

Follow the instructions below if you'd like a message to be shown on the digital board in the Gallagher Hall Lobby.

**Image dimensions:** 1265x891px

**Resolution:** 72 DPI

**File type:** .jpg or .png

**File size:** File must not exceed 2MB

**Brand standards:** Image must adhere to UC Davis brand

For non-event related messages, please email graphic using the specifications below to [marcom@gsm.ucdavis.edu](mailto:marcom@gsm.ucdavis.edu).

For event related messages, please include the graphic as part of your [Event Submission Form](#).

## Student Lounge Digital Boards

If you'd like your event to play on the Student Lounge digital board, please email Jackie Romo ([jmromo@ucdavis.edu](mailto:jmromo@ucdavis.edu)) for details.

**Image dimensions:** 1920x1080px

**Resolution:** 72 DPI

**File type:** .jpg or .png

**File size:** File must not exceed 2MB

**Brand standards:** Image must adhere to UC Davis brand

## Social Media

Our students are our best storytellers! A few ways you can help share your UC Davis experience with prospective students via Graduate School of Management social media channels:

- Tag your program on Instagram: @UCDavisMBA, @UCDavisMPAc, @UCDavisMSBA or @UCDavisOMBA
- Hashtags in use: #UCDavisGSM, #UCDavisMBA, #UCDavisMSBA, #UCDavisMPAc
- If you're interested in contributing/posting content as a member of GSM Team Social, please contact Social Media Specialist Amy Davis [amydavis@ucdavis.edu](mailto:amydavis@ucdavis.edu) for guidelines and training. We limit this to a few students each year who demonstrate social savvy and interest.
- Other opportunities to work together:
  - Host a takeover (requires meeting and training)
  - Create a reel for broader sharing on Instagram/TikTok
  - Did you attend an event and take photos/videos? Upload them here: <https://inboxes.pics.io/generic-upload-folder>

## Event Promotion: Social Media

If you'd like our team to promote your event via social media, please select "Yes, please contact me to arrange for social media promotion" on the [Event Submission Form](#). Our social media strategist will reach out about details regarding your event.

*Note that social media promotion is not always available due to the School's content schedule.*

## UC Davis GSM Brand

---

All communications must adhere to the UC Davis brand standards, as outlined by UC Davis Strategic Communications. Please refer to the guide resources below for proper use and access to files/tools.

---

### GSM Marketing Toolbox

Please visit our web [Marketing Toolbox](#) for tools and resources to help tell your story.

You'll find customizable GSM-branded Zoom backgrounds, downloadable GSM Affiliate logos, blogging tip sheet, links to campus colors, information about photography and videography services, social media, campus brand guidelines and much more!

### Canva Access

To help tell your story, share your events and stay on brand, we've recently launched access for students to design their own graphics and flyers using [Canva](#) – a cloud based graphic design platform. The Canva for Enterprise platform at UC Davis provides access to easy-to-use branded templates across all channels that are pre-approved and customizable. It limits access to just the colors and fonts within UC Davis brand standards, making it easy to ensure consistency and compliance.

You may request access to Canva by email [marcom@gsm.ucdavis.edu](mailto:marcom@gsm.ucdavis.edu).

### Logos

**\*\*\*DO NOT ALTER OFFICIAL CAMPUS LOGOS OR INSIGNIA\*\*\***

UC Davis and Graduate School of Management logos are the primary identifiers of the university and are trademarked and copyrighted by the UC Regents. Please use them responsibly.

### UC Davis Wordmark

The wordmark is the campus's preferred campus visual identifier. It may be used for all UC Davis print and electronic publications.

- [Learn more about usage and download files](#)

### GSM & GSM Affiliate Logos

[Click to download zip files](#) with various versions of our logos. You will be redirected to a Box account and hit continue, where will be asked to enter your Kerberos login and password. That will give you access to the Box account.

- Choose the folder of the logos you seek. Affiliate logos are for student and student club use only.

- Hover over the three-dot button and choose download in the dropdown menu to start the folder download.
- Save it to your computer and unzip/extract the folder to access the logos in various formats, sizes and versions

The GSM has been “*deputized*” to oversee the use of the GSM logo by GSM student groups. To meet campus guidelines, we have developed a “**GSM Affiliate Logo**” that can be used by official student groups/clubs/organizations.

If your club uses this logo on any separate club web site, **the following disclaimer must appear**. It can be discreet.

*UC Davis makes no warranties, either expressed or implied, concerning the accuracy, completeness, reliability or suitability of the information contained on these Web pages or of the security or privacy of any information collected by these Web pages. All views expressed in this Web site are those of the author and not UC Davis. UC Davis logo used by permission.*



These limitations are established, in part, due to risk management issues involving student club activities as well as a need to control the use of official Campus logo, its trademark, and the brand value that extend from them.

### UC Davis Name and Trademarks

All variances of names and visual representations of the University of California, Davis, are considered UC Davis trademarks.

The marks include any trademark, service mark, name, logo, insignia, seal, design, or other symbol or device associated with or referring to UC Davis. Also included are any words, phrase, or image that implies association with the University, such as “Cal Aggie Aggie” or “Go Ags!” The University owns and licenses these trademarks and must approve their use.

### Rules to Follow

1. Groups are not permitted to use the UC or University of California, Davis seal or “Cal Aggie” logo
2. Student organizations may use the University name (including any abbreviation) only to describe its location, but not as part of its name. Example: “Social Club at UC Davis” is permitted, but “UC Davis Social Club” is not permitted.

Examples of proper use: Davis Net Impact, Wine Consulting Group at UC Davis

Student organizations may use the term “Aggie” as part of a name, but not “Cal Aggie.” Example: “Aggie Cultural Association” is permitted, but “Cal Aggie Cultural Association” is not permitted.

If the name of your group is the same as, or very similar to, that of another group (campus or off campus), then you must clearly differentiate your group’s name. Terms that may help you differentiate your name include “at UC Davis” or “Campus Chapter of.” Examples: Campus NOW, Campus Chapter of Girl Scout.

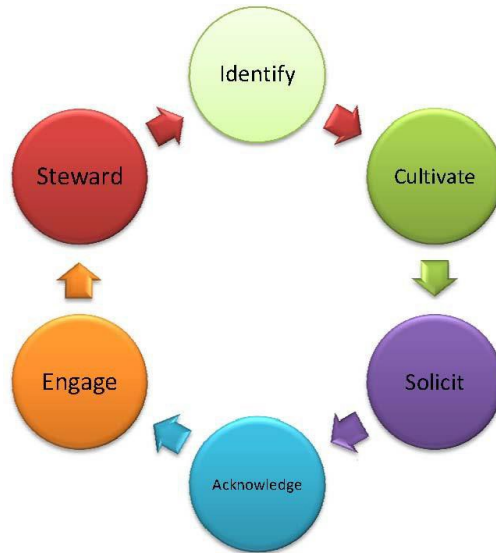
Thank you!

<b>Marcom Quick Reference Guide</b>	
<b>Publication</b>	<b>Contact Person</b>
Flyer and poster design	<ul style="list-style-type: none"> <li>Email <a href="mailto:marcom@gsm.ucdavis.edu">marcom@gsm.ucdavis.edu</a> for Canva access</li> </ul>
GSM social media (Instagram, Twitter, Facebook, LinkedIn, TikTok) - photos, video clips, Stories, etc.	<ul style="list-style-type: none"> <li>Submit as part of your Event Submission Form or email <a href="mailto:marcom@gsm.ucdavis.edu">marcom@gsm.ucdavis.edu</a></li> </ul>
GSM web calendar	<ul style="list-style-type: none"> <li>Submit event using the <a href="#">Event Submission Form</a></li> </ul>
Emails-GSM Group Lists (Invitations & Save the Dates)	<ul style="list-style-type: none"> <li>Program Manager</li> </ul>
Alumni Accelerator Newsletter (monthly)	<ul style="list-style-type: none"> <li>Director of Alumni Relations and Network Strategy</li> </ul>
Classroom or Virtual Classroom Announcements	<ul style="list-style-type: none"> <li>Program Manager</li> <li>Instructor of the course</li> </ul>
Face-to-Face	<ul style="list-style-type: none"> <li>Student Leaders</li> <li>GSMSA Board</li> <li>Club Leaders</li> </ul>
Display monitor in Gallagher Hall lobby	<ul style="list-style-type: none"> <li>Submit graphic as part of your Event Submission Form or email <a href="mailto:marcom@gsm.ucdavis.edu">marcom@gsm.ucdavis.edu</a></li> </ul>
Display monitors in Student Lounge & Bishop Ranch	<ul style="list-style-type: none"> <li>Program Manager</li> </ul>
On-Prem Pre-Class Slides and White Board Announcement	<ul style="list-style-type: none"> <li>ASM and DSAC Leaders</li> <li>Course Instructor</li> <li>Program Managers</li> </ul>
What's App	<ul style="list-style-type: none"> <li>ASM and DSAC Leaders</li> <li>Club Leaders</li> </ul>
Blog Posts – What's Trending	<ul style="list-style-type: none"> <li><a href="#">Content Marketing Specialist Espy Foft</a></li> </ul>

## APPENDICES

### Appendix 1: There is a Method on How to Ask for Money

Asking For Money: Only One Step of Many in Fundraising



Copyright 2009 – Mel and Pearl Shaw

#### Fundraising Terms:

**Identification:** create a list of potential donors/companies

**Cultivation** is getting to know your prospective donors and letting them get to know your club/organization.

**Solicitation** is when you ask for money. *This is the one piece of the process that is sometimes mistakenly seen as the whole.*

**Acknowledgement** is when you thank and acknowledge donors for their gifts. This includes sending thank you letters, including gift acknowledgements, in your annual report or newsletter. Let donors know how you spent their money and stay in touch with them through the year (not just when it is time to ask again).

**Engagement** brings your donors closer into the life of your club/organization and what you are trying to accomplish. Many donors can give more than money.

They can give their time, provide technical expertise, help secure resources and services at reduced prices or advocate on your behalf.

**Stewardship** keeps you in relationship with your donors. You think about them at times other than when you are in need of money. You invite them to events, keep them updated on your organization's programs, successes and challenges,



introduce them to new club officers, let them know what the club is doing this year. As you can see, fundraising is just one part of development. Don't try to save money or time by treating donors as an ATM machine. Remember to focus on all the steps in the development process. TAKE A LONG TERM VIEW!

### **Money Student Fundraising Guidelines**

The GSMSA is a tax-exempt organization and is therefore, able to issue tax receipts for donations. The thank you letter from the student organization should include tax language. This is based on the fact that the organization is a 501c3 (non-profit status) and that it has autonomy regarding how it uses any money raised for the benefit of the organization.

### **In soliciting gifts, student organizations must not act as a representative of the University – the name of the University can be used only to identify the location of the group.**

While you are not raising funds for the GSM or UC Davis (unless the funds are going to the student activities fund), please do remember that you are ultimately representing the campus. It is important to ensure anyone in contact with potential donors upholds the professional and courteous reputation of the university.

Also, you are asked not to contact GSM Business Partners or Dean's Advisory Council members. Please contact [development@gsm.ucdavis.edu](mailto:development@gsm.ucdavis.edu) to discuss your interest in contacting these or other groups.

Before approaching alumni, please contact [development@gsm.ucdavis.edu](mailto:development@gsm.ucdavis.edu).

For tracking purposes, you are expected to notify [development@gsm.ucdavis.edu](mailto:development@gsm.ucdavis.edu) of donations received so that the GSM can continue to thank these people for their on-going support and so that we do not over-ask any one group or individual.

There are times where a student group has solicited a donation and the donor requests/requires a receipt. Again, please contact [development@gsm.ucdavis.edu](mailto:development@gsm.ucdavis.edu) so we can assist you in this process.

## **Appendix 2: Tips for Club Fundraising and Event Planning & Implementation (written by a former ASM President)**

### **How can a group with constantly changing members create a reliable fundraising stream?**

- Ensure early hand-over/induction of new members/officers/volunteers
  - Involve incoming members/students as early as possible and work together on projects to ensure knowledge from past years lives on within the club.
- Create/maintain guidelines/records/history or best practices of fund-raising activity in the past so that new members do not have to “recreate the wheel”—be sure to keep adequate records of donations and donors.
- Maintain records of past club/committee members so that future sponsorships/donations can be solicited from these people—they are likely to be willing to donate if they can.
- Incorporate local membership dues if not already in place (in addition to national chapter dues). Ensure that general accounting practices are applied.

### **What elements have we seen in successful events?**

- Location/ambiance
- Using an interesting, relevant speaker, film, or other attraction
- Understand your audience
- Timing/Planning—create a timeline starting with the event date and working backwards: understand and avoid date conflicts (other events, exams, midterms, holiday weekends, etc.—consider leveraging on an existing event or holiday as an option to save money, and pool resources). Don't forget logistics:
  - Recycling bins on-hand
  - Traffic flow for event/set up of venue
  - Invitations/save the date sent well in advance, at least 4-6 weeks
- Special lighting/special effects: candles are cheap, so are white Xmas light strings... cloth can be cheap, consider draping possibilities (and recycle/store for future events)
- Donation of food/drink— or decorations/giveaways/etc.
- Food is a very variable cost! Think simple
- Some facilities have basic/standard decorations or equipment that can be used free of charge, be sure to ask when booking a facility
- Music—adds a great deal to atmosphere—can be as simple as a member bringing in a portable player...or bringing in CDs to play on facility sound

- Make sure your event objective is clearly defined...Why are you doing this? What are you hoping to achieve? Make sure planning supports the overall objective --- ensure budget, staffing, etc. are all in line
- Evaluate events: post-mortems--- brainstorm on how it could be better next time, learn from mistakes (and successes!) and record that information so the next event builds upon the success of the last one.

### **Describe the “mindset” of a fundraiser.**

- Always looking for connections—find ways to involve or engage the greater community—includes ensuring recognition and thanks for those who help with time and/or money
- Building relationships is what we do—“friend raiser”
- Listening skills are important; listen to understand how to better engage fundraisers
- THANK YOU, THANK YOU, THANK YOU: NEVER forget to follow up every gift/sponsorship/etc. with a formal thank you: a letter, email, a phone call--- make sure each and every donor is thanked in a timely manner. This is paramount in fund-raising!
- Think more about an ongoing relationship with donors rather than just for your one year of raising money at the GSM.

### **How does one go about setting up an effective corporate or individual sponsorship solicitation?**

- Have a well-thought-out plan/strategy for what you are trying to achieve. Build confidence amongst your corporate friends in your club chapter leadership
  - A compelling pitch/executive summary. What are you trying to achieve? Why are you asking for sponsorship? How will support help achieve your goals?
  - What does the corporate sponsor get out of it (signage, recognition at event(s)? Special invitations, or a number of complimentary invitations, etc.?)
- Consider approaching corporate partners whose interests fit with your chapter, have an affinity for your club values: consider your target audience and what you are “selling”
- Ensure thanks/recognition is accomplished ... be professional and take your corporate sponsors seriously--returning sponsors are ultimately what you would like to cultivate
- Consider your community of corporate donors (who are your prospects)
  - Local companies in the area

- National companies that you, your club, or your fellow classmates have some sort of connection to
- Speak to your campus development officers- they may have suggestions/ideas: make sure you are coordinating efforts with them in advance
- Read local/national newspapers—understand who is involved in these kinds of activities
- Where do you have alumni? Look at the alumni online directory, the LinkedIn Alumni Feature and coordinate with the Development team who work with alumni (development@gsm.ucdavis.edu)
- PLEASE, before contacting any GSM donors or volunteers, discuss your interest with [development@gsm.ucdavis.edu](mailto:development@gsm.ucdavis.edu) in advance. Once you begin fundraising, keep records of interactions with alumni and others and share with GSM Development Office for continuity.

### **Logistics of corporate sponsorship**

- All letters should be formal and always address your letter to a named person phone up the company and ask who deals with sponsorship/marketing
- Show what you can offer the sponsor in return for their investment. Focus on sponsor recognition, alumni connections, and interactions with students. If there is an incentive that has value, you will have to discount their donation by the “fairmarket value” they will receive from a ticket or other incentive.
- Always give a figure of how much sponsorship is required and what it is used for- state who benefits
- Initial letters should be no more than one-page long
- A more detailed breakdown of your proposal should be available on request. This should include: a detailed CV of your own or your organizations RELEVANT history and achievements; a comprehensive breakdown of all the costs and full details of what you can offer any potential sponsor
- Speak to the GSM Marketing and Communications director to see how you can contact your local papers/radio stations and ask for help in publicizing your case. The local paper could print an open letter to potential sponsors. Ensure you are following UC Davis policy for fund-raising when doing this!

- Find possible sponsors through Yellow Pages and your local Chamber of Commerce.
- If any of your fellow clubs/organization on campus have found a sponsor, ask them for help and advice on how to attract funding
- Ask the advice of a local businessperson: they could help point you to a local company who may be interested, or to an individual who supports your cause
- Target companies with a history of sponsorship and/or ties with your mission (also consider their competitors)
- Have one person coordinating all sponsorship proposals - this person should be available on the phone during working hours or via email
- Always follow up your initial contact, either by letter or preferably by phone. Even if the response is negative, you should still thank them for their time... they may become a sponsor in the future.
- Perseverance is likely to be the key

### **How do you “get in the door” with an organization if you don’t know anyone there?**

- Look for marketing/PR contacts or community service contacts on their website, annual report, etc.- also do Google searches on the company, look at checking press releases for contact information of a specific person. Once inside, it is easier to navigate and find the person you should be talking with.
- Check to see if your faculty advisor or any other contacts you might have on campus know anyone within the organization you are trying to approach

### **What does one do to keep up morale in the face of a string of “no’s”?**

- Understand, just as in business, that you need a pipeline: for every yes, there are 7-10 no’s...you can’t take that personally
- Help each other... keep your teammates (fellow committee members, other chapter chums, whoever-) informed of both your successes and frustrations...support each other, prop up morale.

### **Cheap “wow”: the shoestring budget**

- Host a meeting outdoors at sunset instead of in a ballroom/classroom
- Use of private homes (your faculty sponsor, perhaps?)

## Appendix 3: Event Planning

### Timetable for Students

The best practice for planning is to determine the date of your event first and then work backward. Use the following table as guide to determine the due dates for tasks.

EVENT PLANNING TIME-TABLE FOR LARGE EVENTS		
Time Frame	Date	Task
12-8 months pre-event	TBD	<b>Conceptualize/Envision</b> your event: purpose and objective, theme, fun activities, workshop, casual, formal etc.
	TBD	<b>Create an Event Budget</b> determine how much do you have to spend for this event and what are your sources of funding
	TBD	Choose a venue and set-up <b>contracts</b> as soon as your event type has been determined. Reserve it and start working with the venue on all logistics
6-4 months pre-event	TBD	Complete the major programming—schedule <b>speakers, workshop leads, auctioneers</b> , etc.
5-4 months pre- event	TBD	Start developing all project plans, <b>marketing collateral</b> , flyers, invitations, and web designs to be ready to go public 4-3 months prior to beginning of event.
	TBD	Send examples of marketing collateral to Tim Akin for feedback
4 months pre-event	TBD	Start the process of <b>soliciting sponsorships</b> for your event
3-2 months pre-event start date. (or as soon as venue and theme is finalized)	TBD	Event announcement to the community and through other GSM channels
	TBD	Add event to EMS calendar to reserve rooms in Gallagher Hall if applicable.
	TBD	Set-up online <b>registration</b> for the event or have invitations ready to be sent <sup>1</sup>
	TBD	<b>Promote</b> your event on the GSM website, add to the web event calendar. You can add tentative information at this point and continue to update as planning continues
2 months pre-event	TBD	Save the date email sent out
2-1 months pre-event	TBD	Submit <b>alcohol permit</b> if event is being held on campus
2 months pre-event	TBD	Order <b>catering</b> with expected number of attendees (this can be updated and changed one week pre-event depending on the vendor)
2 months pre- event	TBD	Draft email invitation to event—MailChimp

<sup>1</sup> Create an early bird incentive discount that is scheduled to end one month pre- event starting.

<b>EVENT PLANNING TIME-TABLE FOR EVENT ANNOUNCEMENTS</b>		
<b>Time Frame</b>	<b>Date</b>	<b>Task</b>
6 wks. pre-event	TBD	Send invitations
2 wks. pre-event	TBD	Send first reminder with rsvp information for those who have NOT responded yes or no
3 days pre-event	TBD	Send email reminder to attend the event to those who responded they would be attending
3 days pre-event	TBD	Send RSVP list with donor names included to Development and External Affairs
2 days pre-event	TBD	Gather items needed for event and get everything ready to be transported to venue
Day of Event	TBD	Yay!! You made this happen!
Immediately following event	TBD	Clean-up Venue (if GSM venue) and remove all your equipment. If in GSM facility, empty trash and recycle. Wipe down tables and remove all equipment. Leave space exactly as you found it.
1 wk. post event	TBD	Send thank you emails or cards to guest speakers
2 wk. post event	TBD	Track and organize all expenses and receipts and submit to the ASM, Sacramento or Bay Area GSMSA

## Event Logistics and Planning Table

You may use the following tables as a template to plan your event. Contact your program manager for any additional resources or suggestions.

### NAME OF EVENTDATE PLANNING

<b>EVENT SUMMARY</b>	
Event Name	
Date	
Time	
Location	
Account #:	
Registration Url:	
Invitation drop date and RSVP Deadline:	

<b>BUDGET INFORMATION</b>	
Spending Budget	
Actual Costs	

<b>ON-PREM EVENT PLANNING TEAM</b>	
Event Planner/Lead	
Assistant Coordinator	
Facility Manager	
Facilitator	
Translators	
Technical Support Lead	
Other Event Staff	



## ZOOM EVENT PRODUCTION TEAM

Host	
Co-Hosts	
Waiting Room Manager	
Chat Manager	
Breakout Room Manager	
Question and Answer Manager	
PowerPoint Advancement	

## Invitations

Communication (Mail chimp, email, GSM Website)	
Invitation Content	
Event Description	
What will be served	
Logistical Details	
Date & Time	
Location	
Ability to add to calendar	

## FINAL OVERALL ATTENDANCE

# Invited	# RSVP	# No Show	# Show w/o RSVP	Total # Attended	% Drop Rate

## EVENT CONTRACTORS

**CONTRACTOR NAME: (NAME HERE)**

Service	Terms	Date Finalized	Point Person
Contracts Created			
Agreements Confirmed			

## EVENT REGISTRATION

Point Person:

Task	Date Completed:
Eventbrite/Aventri set up?	
Evite draft sent to Tim Akin and Lana Watts?	
Evite drop date:	
Evite Reminder to Register drop date:	
RSVP list from registrations sent to Lana Watts (3 days prior)	
Update RSVPs in AIS?	
Send RSVP list to Lana Watts (3 days prior)	
Update AIS with final participants (post event)?	
Finalize event summary (share with program managers and Lana Watts)	

<b>MARKETING</b>	
<b>Point Person:</b>	
Task	Date Completed:
Create Web page (Reviewed by Tim Akin)	
Add to Calendars (Student Affairs and Development)	
Add to GSM Web Calendar	
Add to EMS (room reservations)	
Add to Dean's Calendar	
Create Web page	
Send info to Student E-News (all programs)	
Send info to Alumni news	
Posted on Twitter	
Posted on Facebook	
Other Social Media	
Guest List Servs: Community, Faculty etc. (see Group Distribution Lists)	

<b>VENDORS/SERVICES</b>			
<b>Point Person:</b>			
<b>Service</b>	<b>Vendor</b>	<b>Cost Estimate</b>	<b>Actual Cost</b>
Print Program			
Facility Rental			
Rental/Reserved			
Catering			
Transportation			
Audio Visual			
Photographer			
Other Equipment			

<b>RESERVATIONS</b>				
<b>Point Person:</b>				
<b>Type</b>	<b>Start Date</b>	<b>End Date</b>	<b>Confirmation #</b>	<b>Cost</b>
Venue 1:				
Venue 2:				
Hotel Room block				



<b>VENUE SET-UP</b>	
Venue	
Room	
Reservation Date	
Venue Coordinator (VC)	
VC Email	
VC Office Phone	
VC Cell/Emergency #	
Set up time	
Prog. Start Time	
Breakdown Time	
Confirmation#	
Estimated cost	
Other details	
<b>ROOM STYLE</b>	
Number of people	
Number per table	
Number of Tables	
Set-up Style:	
<i>Theater/Lecture</i>	
<i>Banquet Rounds (Full Circle or Partial Circle)</i>	
<i>Highboy/Cocktail Tables</i>	
<i>Other Setup</i>	
<i>Food/Beverage Station</i>	
Check-in table	
<i>Other Set-up Needs</i>	

<b>ADDITIONAL ITEMS</b>		
<b>ITEMS</b>	<b>Descriptions</b>	<b>Point Person</b>
Directional Signs		
Additional Furniture GSM Lectern Sash Other GSM Signage		
UCD Special Services Move Furniture Ordered Estimated Cost Cost Additional Information		
Music during event		

<b>CATERING</b>	
Meal-Type (Breakfast, Lunch, Dinner)	
Company Contact name Email Phone Cell/Emergency # Arrival time Service Time Estimated cost Equipment ordered	
Menu	
Type of service	
Multiple menu options	
Special dietary requests	
Serviceware	
Linen color/napkin color	
Centerpiece Flowers-colors Candles Other	
Bar Hosted/Cash	

<b>RENTALS</b>		
ITEM	DESCRIPTION	POINT PERSON
Equipment		
Company Contact name Email Phone Cell/Emergency # Arrival Date Arrival time Retrieval Date Retrieval Time Date Ordered Date Confirmed Estimated cost Actual Cost Other details		Notes:
Quantity		
Cost		
Total		

<b>AV EQUIPMENT</b>	
AV Needs: Microphones Laptop Projector Screen VCR/DVD player Video Conferencing Video Taping Other	
Technical Staff Contact name Email Phone Cell/Emergency # Arrival time Estimated cost Date Ordered Date Confirmed Equipment ordered Other details	



PHOTOGRAPHY		
TYPE	DESCRIPTION	POINT PERSON
Photographer		
Special Photos		
Company Contact name/responsible Email Phone Cell/Emergency # Arrival time Estimated cost Date Ordered Date Confirmed Equipment ordered Other details		

PERMITS		
ITEM	DESCRIPTION	POINT PERSON
Parking Permits Guest Speakers Attendees Date Obtained		
Fire permit Date submitted Date approved		
Alcohol permit Date submitted Date approved		
Sound permit Date submitted Date approved		

<b>ADDITIONAL MATERIALS</b>	
Event Schedule/Program	
Name Tags	
Award Certificates	
Menu Cards	
Place Cards	
Evaluations	

<b>GUEST GIVEAWAYS/PRIZES</b>	
Giveaway Item Quantity Vendor Item Description Company Item # Color Imprint/Logo to use Date ordered Date Needed Estimated Item Cost Final Cost	
Prizes Needed Item Qty Cost	


## Appendix 4: Staff Resources Contacts

### STUDENT AFFAIRS

**Position Vacant**

**Contact  
Jacqueline Romo**


**Program Manager  
Sacramento MBA**



**Rachel Bandelaria  
Program Manager**  
Master of Science in Business  
Analytics  
[rybandelaria@ucdavis.edu](mailto:rybandelaria@ucdavis.edu)




**Antione Broustra  
Senior Director**  
Career Development  
[apbroustra@ucdavis.edu](mailto:apbroustra@ucdavis.edu)  
(530) 752-8826



**Camille Mack  
Admissions and Operations  
Specialist**  
Master of Science in Business  
Analytics  
gsm-msba-  
admissions@ucdavis.edu



**Inger Maher  
Senior Director**  
Student and Academic Services  
[ilmaher@ucdavis.edu](mailto:ilmaher@ucdavis.edu)  
(530) 754-7529



**Jacqueline Romo  
Assistant Director**  
Student and Academic Services  
[jmromo@ucdavis.edu](mailto:jmromo@ucdavis.edu)  
(530) 752-3593



**Amy Russell  
Senior Assistant Dean of  
Student Affairs**  
gsm-admissions@ucdavis.edu  
(925) 487-9095




**Amandip Singh  
Program Manager**  
Bay Area MBA  
[aasing@ucdavis.edu](mailto:aasing@ucdavis.edu)  
(925) 733-5610



**Diana Vail  
Program Manager**  
Online MBA  
[gsm-onlinemba@ucdavis.edu](mailto:gsm-onlinemba@ucdavis.edu)  
(916) 920-1399

## MARKETING & COMMUNICATION



**Tim Akin**

Marketing & Communications

[tmakin@ucdavis.edu](mailto:tmakin@ucdavis.edu)

(530) 752-7362



**Amy Davis**

Social Media Specialist

[amydavis@ucdavis.edu](mailto:amydavis@ucdavis.edu)



**Espy Foft**

Social Media Specialist

[amydavis@ucdavis.edu](mailto:amydavis@ucdavis.edu)



**Lisa Nguyen**

Director of Digital Marketing

[lmwnguyen@ucdavis.edu](mailto:lmwnguyen@ucdavis.edu)

## EXTERNAL RELATIONS & DEVELOPMENT

**Position Vacant**

**Contact**  
**develop@gsm.uc**  
**davis.edu**

Senior Director of  
Development &  
External Relations

## ALUMNI RELATIONS & NETWORK STRATEGY



**Christopher Marshall**

Director of Alumni Relations and Network Strategy

[cmarshall@ucdavis.edu](mailto:cmarshall@ucdavis.edu)

(530) 754-9671

## BUSINESS OFFICE



**Steven Escobar**

Assistant Director of  
Administration and  
Facilities

[saescobar@ucdavis.edu](mailto:saescobar@ucdavis.edu)

(530) 752-9925



**Michele Goodman**

Director of Administration  
and Human Resources

[mlgoodman@ucdavis.edu](mailto:mlgoodman@ucdavis.edu)

(530) 650-5397



**Jim Kelly**

Assistant Dean for  
Finance and  
Administration

[jtKelly@ucdavis.edu](mailto:jtKelly@ucdavis.edu)

(530) 219-5245

## SACRAMENTO AND BAY AREA FACILITY OPERATIONS



**Sergio Esquerre**

Bay Area MBA Instructional  
Operations Manager

[sdesquerre@ucdavis.edu](mailto:sdesquerre@ucdavis.edu)

(925) 543-8076



**Dedan M. Sims**

Sacramento MBA Instructional and Operations  
Manager

[sims@ucdavis.edu](mailto:sims@ucdavis.edu)

(916) 734-3937

<b>Contacts</b>		
Marketing	Tim Akin	(530)752-7362
Planning & Advising MSBA	Rachel Bandelaria	rybandelaria@ucdavis.edu
Career Development	Antoine Broustra	apbroustra@ucdavis.edu
Social Media	Amy Davis	amydavis@ucdavis.edu
Gallagher Hall Facilities	Steven Escobar	(530) 752-9925
Sponsorships	Michele Goodman	(530) 752-8878
Planning & Advising MPAC	Kari Heidrick	kheidrick@ucdavis.edu
Planning & Advising Bay Area MBA	Amandip Kaur	(925) 733-5610
GSMMSA Funding	James Kelly	(530) 219-5245
Planning & Advising <del>MBA</del>	Camille Mack	Gsm-msba-admissions@ucdavis.edu
Planning & Advising	Inger Maher	(530) 754-7529
Alumni Speakers & Invitations	Christopher Marshall	(530) 754-9671
Planning & Advising Full-Time MBA	Jacqueline Romo	(530) 752-3593
Online Program Manager	Diana Vail	(916) 920-1399
Fundraising	Development	develop@gsm.ucdavis.edu

